

designtree®

objects designed to be loved



Introduction

About Designtree

Designtree was established in 2011 when designers Rebecca Asquith and Tim Wigmore teamed up to exhibit new designs at the Milan Furniture Fair in Italy. Since then they have collaborated on a number of innovative lighting and furniture products under the Designtree brand.

As well as product design and development Designtree works directly with clients to realise unique designs and client specific installations.

“Our mission is to create beautiful and rewarding experiences through objects that are well considered and well made. Our pieces are designed to resist obsolescence and age gracefully so people can develop loving and lasting relationships with them. We use materials and processes that reflect our respect for the environment, our customers and our team”.

Awards

- 2014** W Bangkok Award - Asia Talents Ideas for tomorrow - BIG+BIH - Bangkok International Gift Fair & Bangkok International Houseware Fair, Bangkok, Thailand
Winner (Frankie and Chamfer Collection)
- 2014** Best Awards - Designers Institute of New Zealand
Gold winner - Furniture Category (Chamfer Stool)
- 2013** Best Awards - Designers Institute of New Zealand
Finalist (Frankie Floor and Table Lamp)
- 2012** The Edge - Australian International Furniture Fair, Sydney.
Winner of Best Commercial Product (Nectar Lampshade)
Winner of Best Green Product (Nectar Lampshade)
- 2011** Salone Satellite Award - Milan, Italy
Finalist (Ledge Pendant)
- 2010** HOME Design Awards - New Zealand
Finalist (Pil Pendant)

International Furniture Fairs

- 2014** BIG+BIH - Bangkok International Gift Fair and Bangkok International Houseware Fair, Bangkok
- 2014** TIDE - Thailand Innovation And Design Expo, Bangkok.
- 2013** ICFF - International Contemporary Furniture Fair, New York.
- 2012** The Edge - Australian International Furniture Fair, Sydney.
- 2011** Salone Satellite - Milan.

Contact

Designtree Limited
Rebecca Asquith & Tim Wigmore

email: info@designtree.co.nz
web: www.designtree.co.nz

ph: + 64 4 387 7729
+27 334 2038 (Rebecca)
+27 666 9002 (Tim)

mail: PO Box 9858
Marion Square
Wellington
New Zealand 6011

studio: Unit 6
56 Kingsford Smith Street
Rongotai
Wellington
New Zealand 6022



Frankie Pendant

Designer Designtree

The Frankie Pendant marries a finely crafted solid Ash timber arm with a recycled felt panel shade. This combination of a few simple and clever components creates a refined and elegant pendant and modular lighting system. The faceted shape of the recycled polyester felt shade, combined with the fabrics excellent acoustic properties helps reduce ambient noise in the environment it hangs in.

Ideal for both commercial and domestic applications this stylish and effective pendant can extend lengthways using the Frankie Pendant Extension to provide lighting perfect for longer tables, bars and hallways.

Materials American Ash timber, 100% PET felt shade (minimum 65% post-consumer recycled material).

Colours Natural timber, grey or charcoal shade, black, white or red braided cable. Other shade and cable colours available on request, minimum order may apply.

Dimensions H 350mm L 400mm+ W 400mm

Packaging H 60mm L 550mm W 415mm

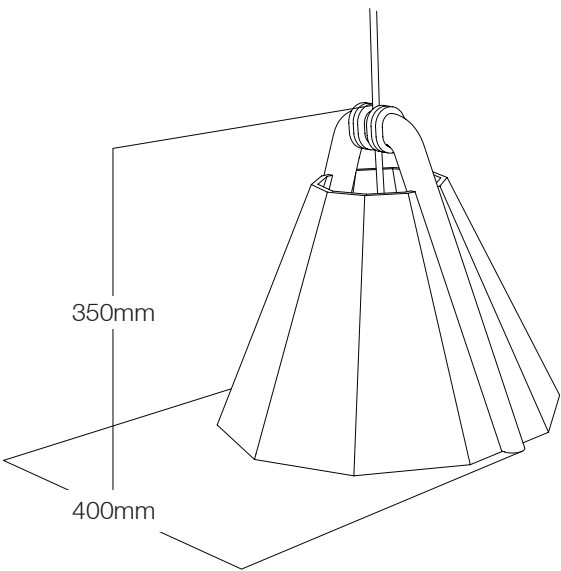
Weight 0.8 kg (excl packaging)

Cable Length 2m (incl lampholder, excl ceiling rose)

Bulb Recommendation 18W CFL Globe

Features

- The shade material provides excellent acoustic absorbency.
- The shade material has earned certifications that can contribute to Green Star ratings.
- The shade material is UV stabilised to resist colour fading and moisture damage. This material is also non-toxic, non-allergenic, highly durable and easy to clean.
- Comes flat packed to reduce its size for transport.
- Off cuts from the production process are taken back by the manufacturer to be recycled into new material.





Frankie Pendant + Extension


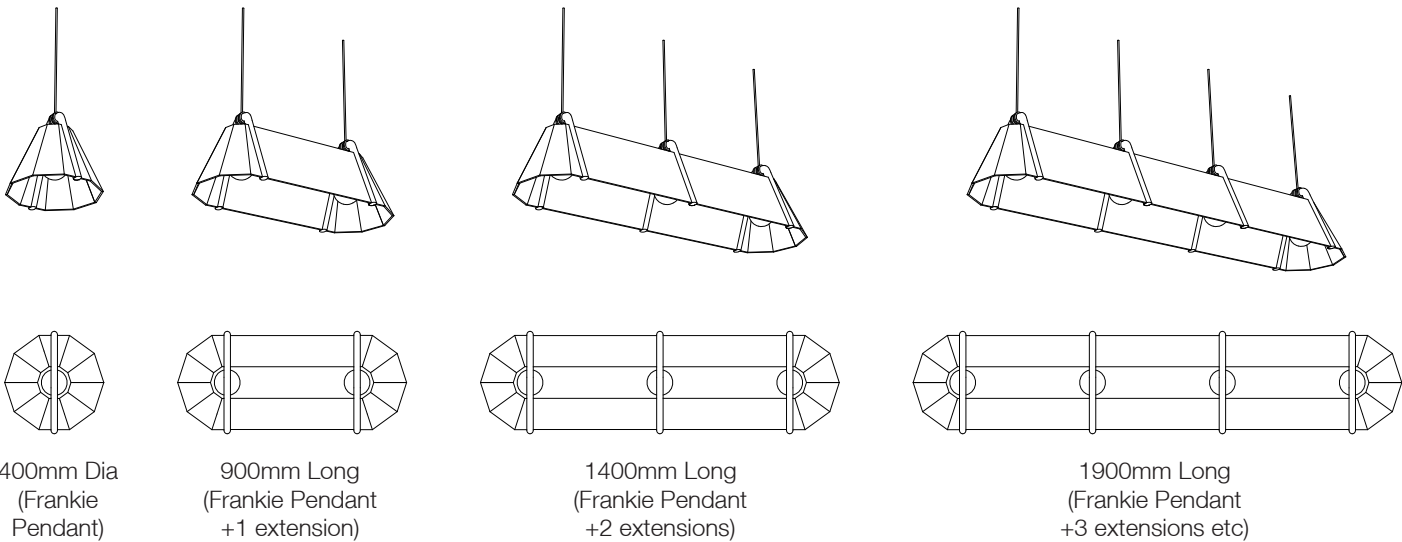
Designer Designtree

The Frankie Pendant Extension module is an innovative addition to the Frankie Pendant light.

Each Extension module allows the Frankie Pendant to be extended length-ways in 500mm increments.

This flexible lighting solution is designed for both commercial and domestic applications where a longer pendant light is required, for example over long tables and bars.

Dimensions	H 350mm L 900mm+ W 400mm (Dimension between cord centers 505mm)
Packaging	H 60mm L 550mm W 415mm
Weight	0.85 kg (excl packaging) per 1 timber arm and 2 flat panels.



designtree® Frankie Pendant + Extension



design'tree Frankie Pendant Torus + Extension

Frankie Pendant Torus + Extension

Designer Designtree

The Frankie Pendant Torus adds to the innovative Frankie Pendant system. The corner module of the Torus expands the Frankie system's modularity with a 90 degree bend.

This simple addition opens up a myriad of possibilities for the creation of various shapes allowing greater flexibility to define and accentuate space through both light and acoustic control.

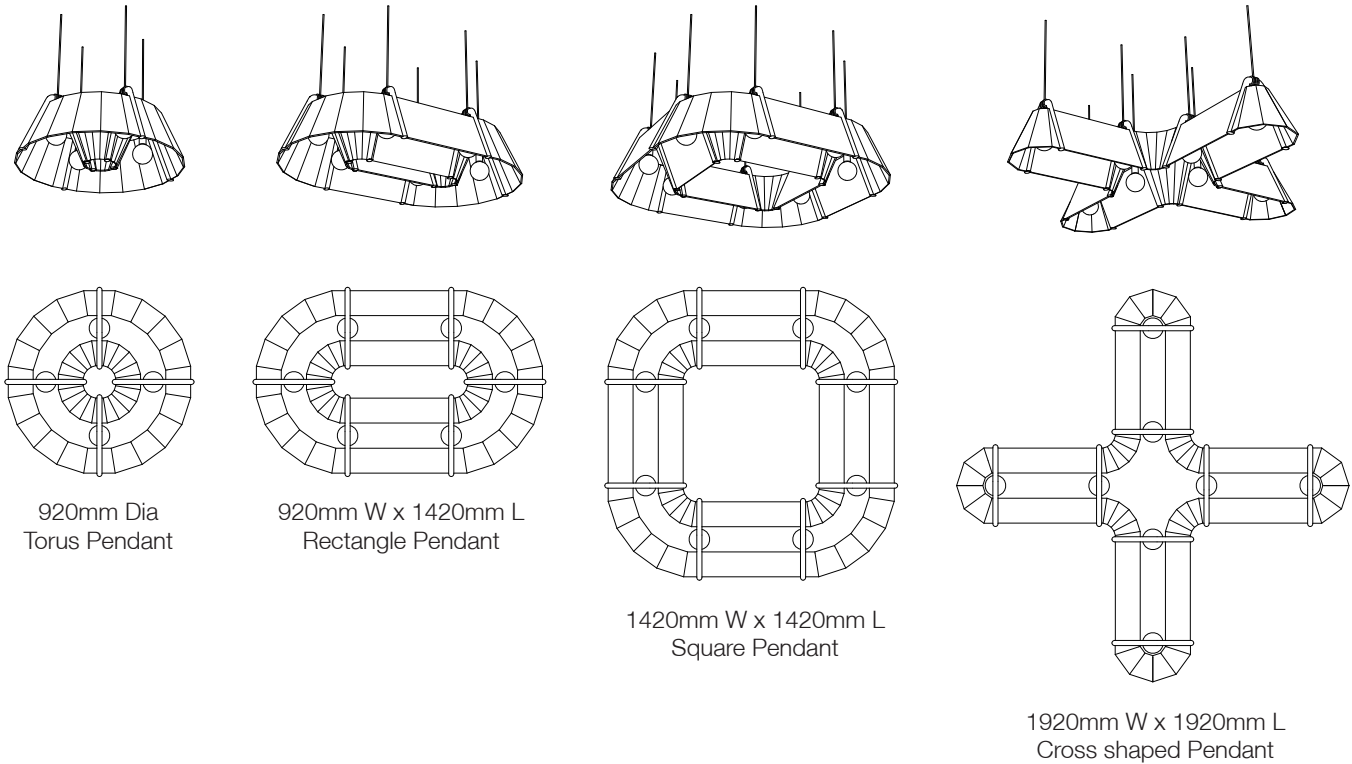
Combining the Frankie Pendant Torus with the Frankie Pendant

Extension module allows the Torus to be extended in 500mm increments to make square and rectangle pendants to any length and width.

All three Frankie Pendant modules can be mixed and matched to create L or X shaped pendants to any size.

Packaging H 110mm L 765mm W 495mm

Weight 0.8 kg (excl packaging) per 1 timber arm and 1 inner and 1 outer corner panel.



designtree® Frankie Pendant Torus + Extension



Frankie Table Lamp

Designer Designtree

The Frankie Table Lamp marries a finely crafted solid ash timber arm with a felt panel shade to create a stylish table lamp. The faceted shape of the recycled polyester felt shade, combined with the fabrics excellent acoustic properties, helps to reduce ambient noise in the environment it sits in.

Suitable for task and ambient lighting this cute yet functional table lamp lends itself to a variety of environments in both commercial and residential settings.

Materials American Ash timber, 100% PET felt shade (minimum 65% post-consumer recycled material), powder coated steel foot.

Colours Natural timber, grey or charcoal shade with white inside, black, white or red braided cable. White powder coated foot. Other shade, cable and foot colours available on request, minimum order may apply to shade and foot colours.

Dimensions H 500mm L 310mm W 380mm

Packaging H 65mm L 745mm W 470mm

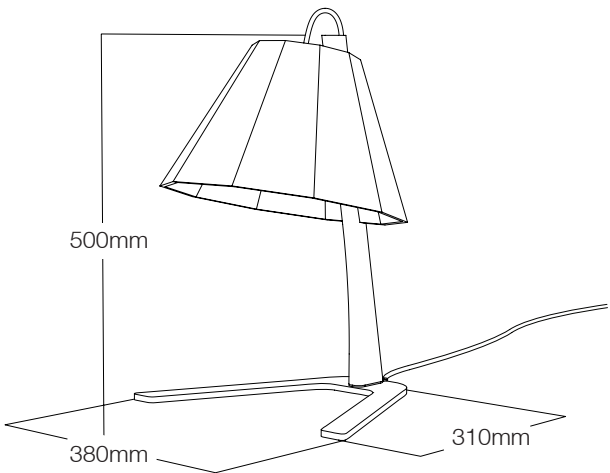
Weight 2.5 kg (excl packaging)

Cable Length 2m (incl lampholder and plug)

Bulb Recommendation 12W CFL Bulb

Features

- The shade material has earned certifications that can contribute to Green Star ratings.
- The shade material provides excellent acoustic absorbency.
- The shade material is UV stabilised to resist colour fading and moisture damage. This material is also non-toxic, non-allergenic, highly durable and easy to clean.
- Comes flat packed to reduce its size for transport.
- Off cuts from the production process are taken back by the manufacturer to be recycled into new material.





designtree Frankie Floor Lamp

Frankie Floor Lamp

Designer Designtree

The Frankie Floor Lamp marries a finely crafted solid ash timber arm with a felt panel shade to create a refined and elegant floor lamp.

The faceted shape of the recycled polyester felt shade, combined with the fabrics excellent acoustic properties, helps to reduce ambient noise. Suitable for task and ambient lighting this handsome lamp lends itself to a variety of environments in both commercial and residential settings.

Materials American Ash timber, 100% PET felt shade (minimum 65% post-consumer recycled material), powder coated steel foot.

Colours Natural timber, grey or charcoal shade with white inside, black, white or red braided cable. White powder coated foot. Other shade, cable and foot colours available on request, minimum order may apply to shade and foot colours.

Dimensions H 1630mm L 450mm W 490mm

Packaging H 65mm L 900mm W 485mm
H 85mm L 1755mm W 175mm

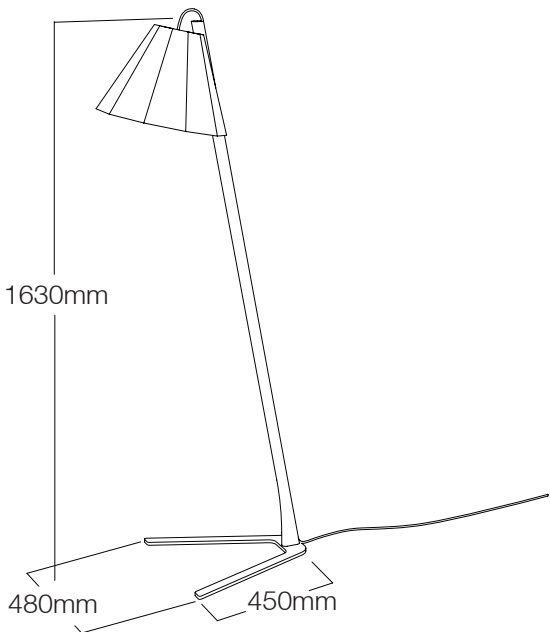

Weight 4.5 kg (excl packaging)

Cable Length 3.5m (incl lampholder and plug)

Bulb Recommendation 18W CFL Globe

Features

- The shade material has earned certifications that can contribute to Green Star ratings.
- The shade material provides excellent acoustic absorbency.
- The shade material is UV stabilised to resist colour fading and moisture damage. This material is also non-toxic, non-allergenic, highly durable and easy to clean.
- Comes flat packed to reduce its size for transport.
- Off cuts from the production process are taken back by the manufacturer to be recycled into new material.



design'tree® Frankie Floor Lamp



Nectar Half Lampshade

Designer Rebecca Asquith

Made from sound absorbing acoustic felt, the Nectar lampshade draws its inspiration from one of nature's wonders: the beehive. During the day it is a soft reminder of the beauty of natural arrangements and the amazing strength of the honeycomb form. At night the Nectar lampshade comes alive and emits a warm soft inner glow that highlights the structure and craftsmanship of the shade.

Designed to not only provide ambient lighting, the shape and the material of the Nectar lampshade also performs the service of acoustic absorption, which can enhance the sound quality of spaces affected by noise and echo.

Materials 100% PET felt shade (minimum 90% post-consumer recycled material) two steel rings.

Colours Light grey, dark grey, mustard & orange.

Dimensions

Small	H 270mm	L 360mm	W 360mm
Large	H 460mm	L 720mm	W 720mm

Packaging

Small kit set	H 60mm	L 630mm	W 350mm
Small assembled	H 290mm	L 370mm	W 370mm
Large assembled	H 550mm	L 750mm	W 750mm

Weight

Small	0.3 kg (excl packaging)
Large	0.9 kg (excl packaging)

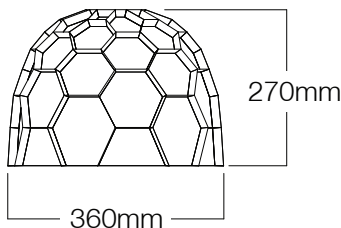
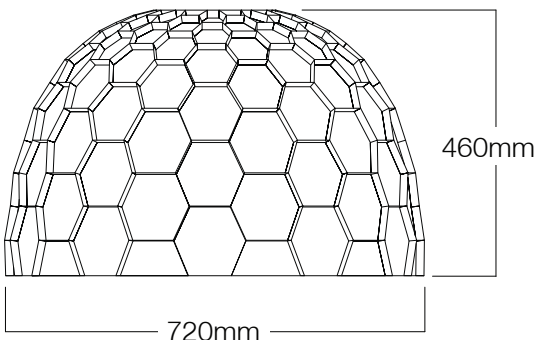
Cable Length Not supplied

Bulb

Recommendation 18W CFL Globe

Features

- The shade material has earned certifications that can contribute to Green Star ratings.
- The shade material provides excellent acoustic absorbency.
- The shade material is UV stabilised to resist colour fading and moisture damage. This material is also non-toxic, non-allergenic, highly durable and easy to clean.
- Comes as a kit set (instructions included) to reduce its size for transport or can be sent assembled.
- It is cleverly constructed in such a way that it does not require glue or fastenings for its assembly nor does it need an internal framework to keep its shape.
- Parts are cut nested tightly together to minimise waste.
- All off cuts from the production process are taken back by the manufacturer to be recycled into new material.





Nectar Full Lampshade

Designer Rebecca Asquith

Made from sound absorbing acoustic felt, the Nectar lampshade draws its inspiration from one of nature's wonders: the beehive. During the day it is a soft reminder of the beauty of natural arrangements and the amazing strength of the honeycomb form. At night the Nectar lampshade comes alive and emits a warm soft inner glow that highlights the structure and craftsmanship of the shade.

Designed to not only provide ambient lighting, the shape and the material of the Nectar lamp also performs the service of acoustic absorption, which can greatly enhance the sound quality of spaces affected by noise and echo.

Materials 100% PET felt shade (minimum 90% post-consumer recycled material) two steel rings.

Colours Light grey, orange & mustard.

Dimensions H 690mm L 360mm W 360mm

Packaging
Kit set H 130mm L 590mm W 165mm
Assembled H 730mm L 390mm W 390mm

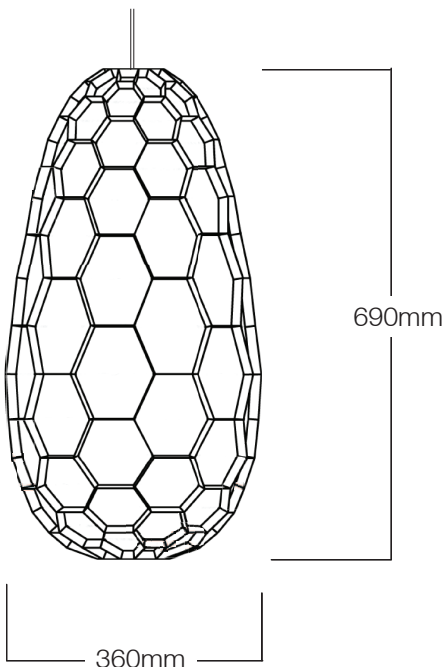
Weight 1.5 kg (excl packaging)

Cable Length Not supplied

Bulb Recommendation 18W CFL Bulb

Features

- The shade material has earned certifications that can contribute to Green Star ratings.
- The shade material provides excellent acoustic absorbency.
- The shade material is UV stabilised to resist colour fading and moisture damage. This material is also non-toxic, non-allergenic, highly durable and easy to clean.
- Comes as a kit set (instructions included) to reduce its size for transport or can be sent assembled.
- It is cleverly constructed in such a way that it does not require glue or fastenings for its assembly nor does it need an internal framework to keep its shape.
- Parts are cut nested tightly together to minimise waste.
- All off cuts from the production process are taken back by the manufacturer to be recycled into new material.





Pil Pendant

Designer Tim Wigmore

The Pil Pendant marries beautiful craftsmanship with a refined modern aesthetic to create an elegant pendant lamp.

The pendant is made from hand turned New Zealand beech timber and mouth blown frosted scientific grade glass. This exterior contains the latest in LED lighting technology to provide a warm, diffused light using minimal energy. The Pil Pendant is also available with a powder coated aluminum body in a select range of colours.

Materials FSC certified Beech timber or powder coated aluminum, Pyrex glass, LED, stainless steel cable & ceiling rose.

Colours Cherry or silver beech timber with clear finish or a range of powder coated colours. Frosted glass.

Dimensions
Small H 300mm L 100mm W 100mm
Large H 430mm L 140mm W 140mm

Packaging
Small H 410mm L 125mm W 125mm
Large H 630mm L 170mm W 170mm

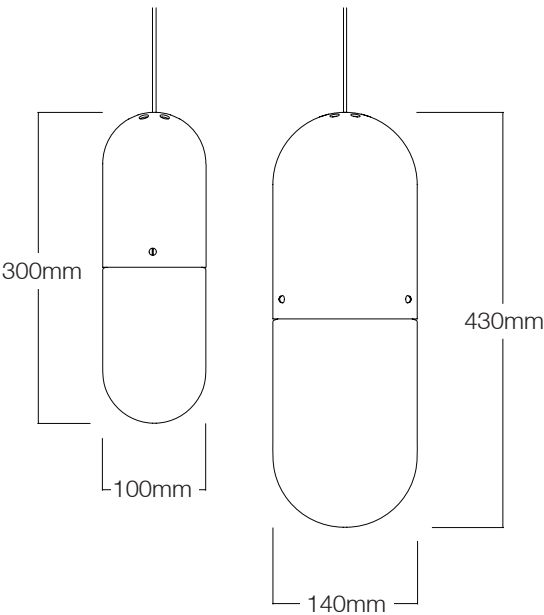
Weight
Small 1.5 kg (excl packaging)
Large 2.5 kg (excl packaging)

Cable Length 1.75m (incl LED & ceiling rose)

LED
Small 6 Watt
Large 6 Watt

Features

- FSC certified New Zealand Beech timber.
- Hand blown Pyrex glass.
- The timber is hand turned by NZ master craftsmen.



design'tree® Pil Pendant



Nautilus Lampshade

Designer Rebecca Asquith

Inspired by a nautilus seashell, the kit set Nautilus lampshade expands in segments to mimic the complex organic form of the nautilus shell.

When the lamp is switched on, light filters through the layers of timber to give a warm glow and provides soft illumination to the surrounding area. A beautiful soft pattern is cast over nearby surfaces, contouring and subtly activating the surrounding space.

From its compact flat packed state, the Nautilus can easily be assembled to create a stunning feature lampshade.

Materials FSC certified European Beech plywood, stainless steel spider and nuts, plastic rivets.

Colours Natural timber.

Dimensions
Small H 420mm L 370mm W 310mm
Large H 500mm L 445mm W 360mm

Packaging H 45mm L 415mm W 315mm

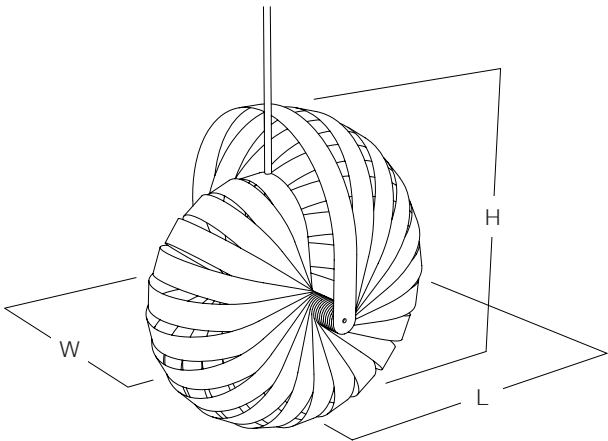
Weight
Small 0.6 kg (excl packaging)
Large 0.8 kg (excl packaging)

Cable Length Not supplied

Bulb Recommendation 18W CFL Bulb

Features

- Made from FSC and PEFC certified European beech.
- Parts are nested tightly together when cut to minimise material waste.
- Comes flat packed to minimise packaging materials and to reduce its size for transport.





Chamfer Stool

Designer Designtree

The Chamfer Stool celebrates high quality materials and finely crafted design. The paired back elegance of the stool stems from a solid foundation of well balanced proportions and fine craft to give it a simple elegance. The stools name comes from the hard chamfers on the American Ash frame which flow around the soft internal corners balancing the design and accentuating the timber joinery.

The Chamfer Stool's robust construction lends itself to a range of environments. The three heights that are available are suitable for a range of uses within both commercial and residential settings.

Materials American Ash timber, 100% PET seat pad (minimum 65% post-consumer recycled material).

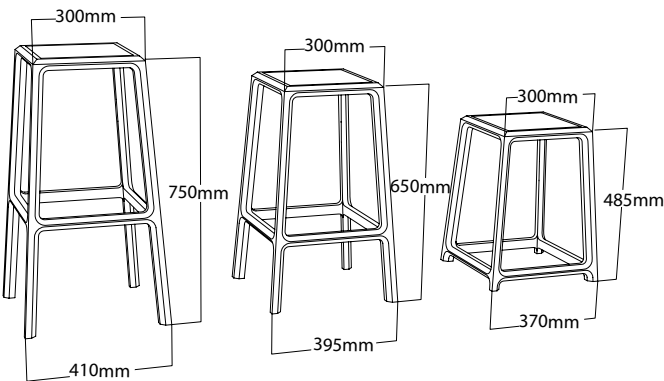
Colours Natural timber, charcoal seat pad. Other seat pad colours available on request, minimum order may apply.

Dimensions			
Short	H 485mm	L 370mm	W 370mm
Mid	H 650mm	L 395mm	W 395mm
Tall	H 750mm	L 410mm	W 410mm

Packaging			
Short	H 510mm	L 400mm	W 400mm
Mid	H 680mm	L 420mm	W 420mm
Tall	H 780mm	L 440mm	W 440mm

Weight	
Short	3 kg (excl packaging)
Mid	3.5 kg (excl packaging)
Tall	4 kg (excl packaging)

- Features**
- Solid timber construction.
 - The felted seat is made from recycled material that has earned certifications that can contribute to Green Star ratings.
 - The seat material is UV stabilised to resist colour fading and moisture damage. This material is also non-toxic, non-allergenic, highly durable and easy to clean.



designtree® Chamfer Stool



design'tree® Chamfer Mirror

Chamfer Mirror

Designer Designtree

The Chamfer Mirror is handcrafted in solid American Ash timber with a high quality safety glass mirror. Its the latest product in the Chamfer Collection, designed to create a unique style that sits comfortably in the modern décor.

The mirror floats off the timber frame giving a glimpse of the hard chamfer behind. At the base of the mirror the glass has been lifted to fully reveal the flowing radiused corners and chamfered curves.

The Floor Mirror can be easily mounted on the wall or sit on the floor leaning against a wall.

Materials American Ash timber, 4mm safety backed mirror glass, wall fixings.

Colours Natural timber.

Dimensions

Wall	H 460mm	D 35mm	W 370mm
Floor	H 1405mm	D 35mm	W 545mm

Packaging

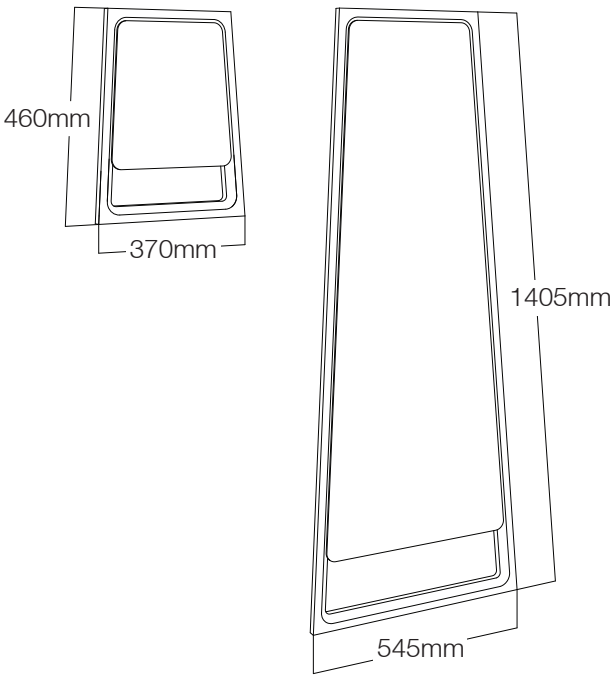
Wall	H 495mm	D 65mm	W 420mm
Floor	H 1435mm	D 65mm	W 605mm


Weight

Wall	2 kg (excl packaging)
Floor	7 kg (excl packaging)

Features

- Solid timber construction.
- Safety glass for added security.
- The Floor Mirror is designed to lean against a wall or be hang on the wall.





Chamfer Coffee Table

Designer Designtree

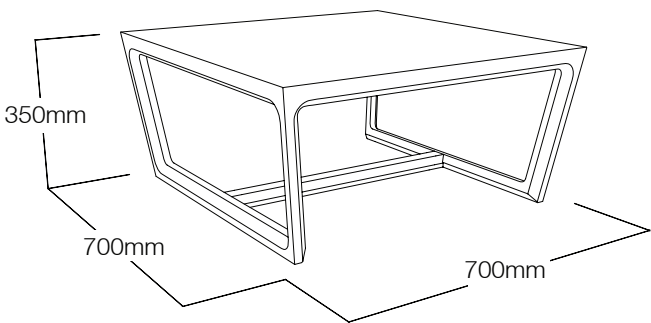
Like its cousin the Chamfer Stool, the Chamfer Coffee Table utilizes high quality materials and thoughtfully considered paired back design. The combination of finely balanced proportions and expertly crafted joinery give the table a simplicity and versatility, allowing its use in a wide range of environments within both commercial and residential settings.

The strong lines of the table are achieved by using hard chamfers on the American Ash frame which flow around the soft internal corners accentuating and finely balancing the composition.

Materials	American Ash timber, high quality HPL laminate.		
Colours	Natural timber, white HPL laminate top. Other laminate colours available on request.		
Dimensions	H 350mm	L 700mm	W 700mm
Packaging	H 390mm	L 740mm	W 740mm
Weight	6 kg (excl packaging)		

Features

- Solid timber construction.
- Hard wearing high pressure laminate (HPL) top.
- Other table sizes available on request.



designtree® Chamfer Coffee Table



Giddyup Rocking Stool

Designer Tim Wigmore

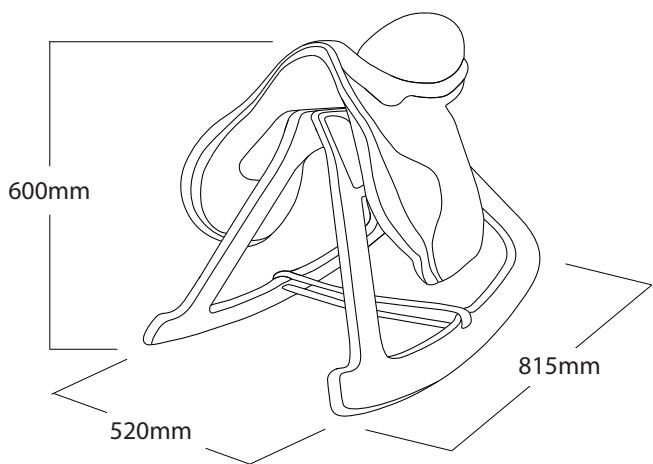
The Giddyup combines a fun and active way to sit, with the up-cycling of used leather saddles. A pre-loved, old worn saddle tells its story through the craft and care in its construction, the scuffs, marks and wear gained through its active use. This repository of histories and adventures is fixed to an elegant timber base to give the saddle a new life and the possibility of accumulating further stories.

The Giddyup combines the modern clean lines of its base with the inherent beauty and craft of the saddle to create a highly functional conversation piece.

Materials	Re-purposed used leather saddle, solid American Ash timber or high grade plywood.		
Colours	Natural or black stain both with oil finish.		
Dimensions	H 600mm	L 815mm	W 520mm
Packaging	H 680mm	L 830mm	W 540mm
Weight	11 kg (excl packaging)		

Features

- FSC (Forest Stewardship Council) certified Plywood.
- Re-directing tired saddles from the waste stream
- The design allows the customer to easily attach their own saddle to the Giddyup base if desired.
- The timber is finished with a hard wearing non-toxic citrus oil.
- Comes flat packed to reduce its size for transport.





Frankie Coat Stand

Designer Designtree

The Frankie Coat Stand combines a finely crafted solid ash timber arm with a series of branched aluminum hooks to create a simple, functional and stylish coat, hat and scarf stand. The hooks come in a range of powder coated colours to suit any decor.

Suitable for commercial and domestic settings, the Frankie Coat Stand's angled arm and stepped hooks allows items to be neatly hung.

Materials American Ash timber, powder coated aluminum hook & steel foot.

Colours Natural timber, white, black or red powder coated hook & foot. White powder coated foot. Other foot colours available on request, minimum order may apply.

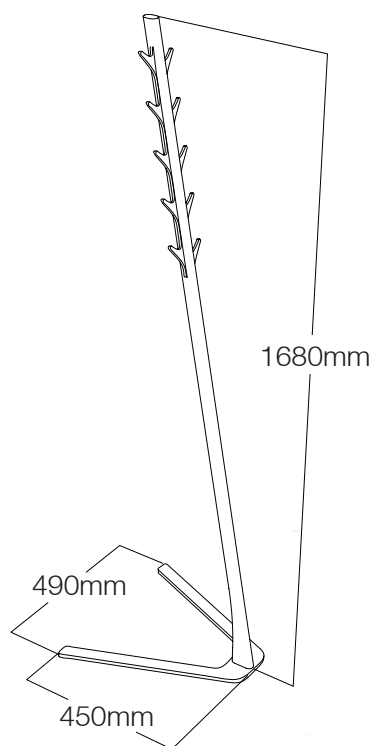
Dimensions H 1680mm L 450mm W 490mm

Packaging
Box 1 H 60mm L 555mm W 490mm
Box 2 H 60mm L 1700mm W 160mm

Weight 3.5 kg (excl packaging)

Features

- Comes flat packed to reduce its size for transport.





design'tree Analog Acoustic Screen

Analog Acoustic Screen

Designer Designtree

The Analog Acoustic Screen utilises the properties of thick recycled PET felt panels, creating a functional, contemporary room divider with excellent acoustic absorbency. The simple modular nature of the screen allows the user to define space through both visual screening and the reduction of ambient noise.

The screen consists of a series of 900mm panels, each with a central hinge. When joined together the panels form a screen or room divider that with additional panels can be extended to any length.

Materials 100% PET felt (minimum 65% post-consumer recycled material), nuts and bolts.

Colours Charcoal or Light Grey.

Dimensions
Each Panel H 1800mm T 24mm W 900mm

Features

- The screen material provides excellent acoustic absorbency.
- The screen is made from 100% recycled and recyclable PET (approximately 65% post consumer waste).
- The screen material is UV stabilised to resist colour fading and moisture damage. This material is also: non-toxic, non-allergenic, highly durable and easy to clean.
- Comes flat packed to reduce its size for transport. Easily bolt panels together.

